

# DESIGN WORKSHEET

Please fill out and return this form and any additional drawings, photos or documents to: [sales@workplacenh.com](mailto:sales@workplacenh.com)

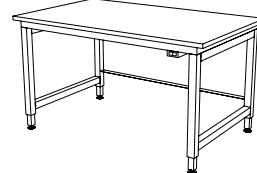
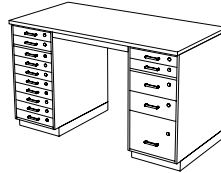
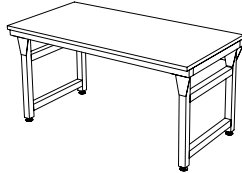
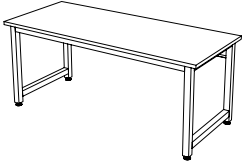
Tell us about your application and what you will be using the workstation for:

---

How much weight will be placed on workstation? \_\_\_\_\_

**Select Workstation Base:**

- |                                   |                                     |                                  |                                    |                                     |
|-----------------------------------|-------------------------------------|----------------------------------|------------------------------------|-------------------------------------|
| <input type="checkbox"/> Standard | <input type="checkbox"/> Heavy-Duty | <input type="checkbox"/> Storage | <input type="checkbox"/> Motorized | <input type="checkbox"/> Instrument |
| <input type="checkbox"/> Mobile   | <input type="checkbox"/> Mobile     | <input type="checkbox"/> Mobile  | <input type="checkbox"/> Mobile    | <input type="checkbox"/> Mobile     |



**Dimensions:** \_\_\_\_\_ "Deep x \_\_\_\_\_ "Long x \_\_\_\_\_ "High      **Quantity:** \_\_\_\_\_

**Select Worksurface Material:**

**Laminate:**

- Plastic
- ESD
- Chemical Resistant

**Resin:**

- Phenolic
- Epoxy

**Wood:**

- Maple  
(Butcher Block)

**Steel:**

- Stainless
- Cold-Rolled

**Select Color (for metal components):**

- |                                |                                       |                                      |  |   |
|--------------------------------|---------------------------------------|--------------------------------------|--|---|
| <input type="checkbox"/> Tan   | <input type="checkbox"/> Chateau Blue | <input type="checkbox"/> Silver Gray | <input type="checkbox"/> Black Wrinkle | <input type="checkbox"/> Mercury Blue       |
| <input type="checkbox"/> White | <input type="checkbox"/> Navy Blue    | <input type="checkbox"/> Burgundy    | <input type="checkbox"/> Oyster        | <input type="checkbox"/> Black (Semi-Gloss) |

**Accessories:**

**Undertable**

- Shelf
- Drawers
- Footrest
- Locker

**Computer**

- Monitor Arm
- CPU Caddy
- Keyboard Tray
- Laptop Tray

**Overtable**

- Shelves
- Light System
- Bin Rail/Panel
- Cork/Pegboard
- Whiteboard
- Fixed Riser Shelf

- Paper Holder

- Airline
- Articulating Tray
- Power - 15 Amp
- Power - 20 Amp
- Wirespool Holder

- Tool Trolley
- Document Holder
- \_\_\_\_\_
- \_\_\_\_\_
- \_\_\_\_\_

**Required Contact Information:**

Name: \_\_\_\_\_ Company: \_\_\_\_\_

Address: \_\_\_\_\_ City, State, Zip: \_\_\_\_\_

Email: \_\_\_\_\_ Phone: \_\_\_\_\_