

Workstations dedicated to quality control are essential in industries where precision and adherence to standards are paramount.

Our adept design team comprehends the intricacies of your working environment, having collaborated with numerous prominent industrial, research, educational, and government facilities. We specialize in curating workstations that encompass the ideal combination of features, options, and accessories tailored to meet the unique demands of your tasks.

The Workplace<sup>®</sup> product line, known for its versatility, offers a myriad of layout possibilities, each meticulously crafted to fulfill specific requirements. These designs not only establish a robust foundation for a lifetime of reliable service but also boast adaptability, ensuring they can be easily retrofitted to accommodate evolving needs in the future.



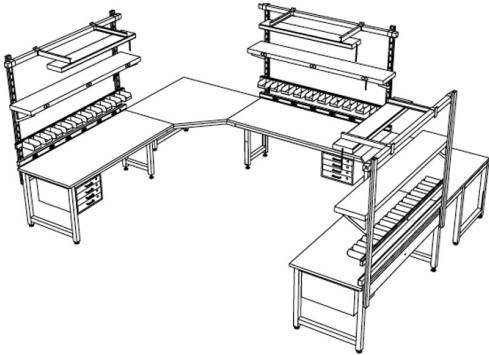
## Ready to get started? We Are.

Conceptual drawings, and detailed cost quotes are provided on a no-obligation basis. Visit our website or contact a Design Specialist today for more details.

**workplacenh.com**  
**sales@workplacenh.com**  
**800.258.9700**

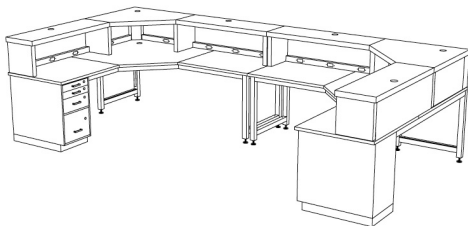


## Test & Repair Station | TD-003



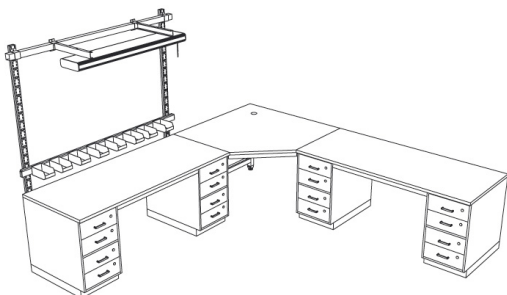
A U-shape configuration makes the most of limited square footage for a test and repair application. Three identical work set-ups were provided with adjustable overtable accessories including powerstrips, mounting rails with plastic bins, shelves, and light suspension systems. A hanging drawer case at each station stores small parts and hand tools. The two corner sections provide a buffer zone between stations and additional work surface or storage space for shared access.

## R&D Wireless Monitoring System | TD-008



A wrap around U-shaped configuration was designed for this application, using two individual Series 5300 workstations with quad riser modules and power. As separate units, they may be moved apart at any time. Additional workspace can also be easily added by specifying additional benches to be located between the two corner units.

## Q.C. Lab | MF-024



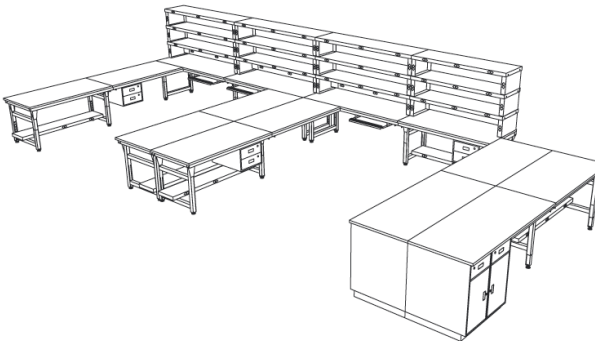
This lab area for Quality Control features a Series 5300 Quad work center configured with Series 7000 cabinets, providing considerable storage capacity, and a most efficient way to use corner space. Overtable accessories include a light suspension system and a bin rail with parts bins. Overall dimensions are 10'x10'.

## QC Station | MF-028



A 10' row of banked Series 7000 cabinets are topped with maple work surface for this application, which also doubles as a central storage station for adjoining departments. The very specific selection of cabinets, including both drawer and door configurations, match a very specialized storage needs of the work processes involved.

## Inspection Area | MF-027



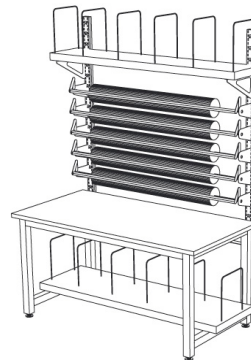
Triple-tiered fixed riser assemblies play a major role in the configuration of this work area, providing the space to house a myriad of equipment. In-line rows of Series 1000 tables are joined to the back row of tables, and are used back-to-back, making the most efficient use of valuable floor space.

## QC Center | MF-029



This Series 7000 Technician Station met the need for plenty of storage at this Quality Control center. A fixed riser shelf assembly with power and a light suspension system round out this unit.

## Inspection Area | MF-030



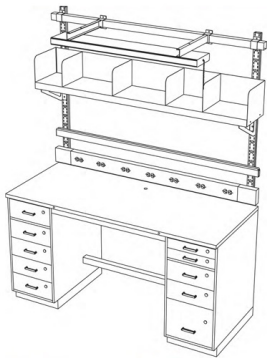
This Series 4500 work table measures 30"DX72"L and is equipped with an understable shelf, two storage drawers, an adjustable overtable shelf, a light fixture and articulating arm.

## QC Station | MF-069



Inspection tasks are performed with comfort and ease at this Series 4500 table equipped with an adjustable divider shelf, an articulating arm, a 15-amp powerstrip, keyboard tray, and multi-adjust footrest.

## Inspection Area | MF-022



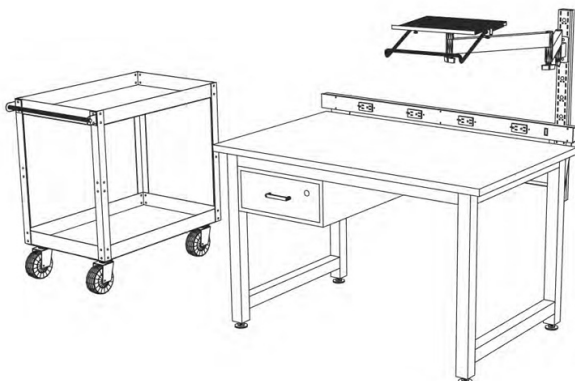
This Series 7000 Technician Station was selected, along with several accessories chose with job efficiency and organization in mind, as well as user comfort.

## Mobile QC | MF-025



This mobile station is easily transported at a momebns notice. The 30"Dx60"L unit includes ample drawer storage, a fixed riser shelf assembly with power and back & end stops to contain items during transit.

## Verification Station | MF-023



For a major footwear manufacturer, a Series 2000 mobile work cart and a Series 4500 work table proved a winning combination for this verification process area. The work table measures 30"Dx48"L and features an articulating arm to accommodate a monitor and keyboard