

Non-science lab workstations, spanning diverse fields like computer labs, plastics labs, and measurement labs, are thoughtfully configured to cater to specific technical needs outside traditional scientific research.

Our adept design team comprehends the intricacies of your working environment, having collaborated with numerous prominent industrial, research, educational, and government facilities. We specialize in curating workstations that encompass the ideal combination of features, options, and accessories tailored to meet the unique demands of your tasks.

The Workplace[®] product line, known for its versatility, offers a myriad of layout possibilities, each meticulously crafted to fulfill specific requirements. These designs not only establish a robust foundation for a lifetime of reliable service but also boast adaptability, ensuring they can be easily retrofitted to accommodate evolving needs in the future.



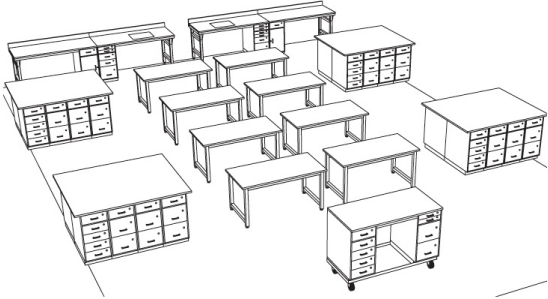
Ready to get started? We Are.

Conceptual drawings, and detailed cost quotes are provided on a no-obligation basis. Visit our website or contact a Design Specialist today for more details.

workplacenh.com
sales@workplacenh.com
800.258.9700

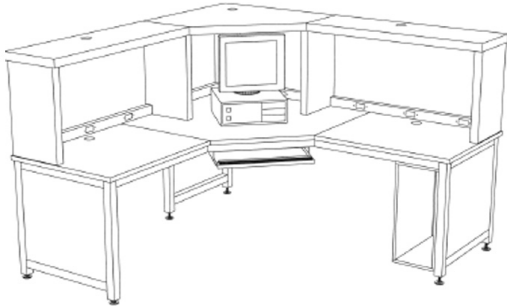


Materials Lab | LD-005



A wide variety of Workplace[®] product lines blend well in this Materials Lab. Outer wall units are Series 7000 Banked Cabinet Stations, with two rows positioned back-to-back and topped with a single work surface. Inner units are Series 4500 work tables. A Series 7000 Mobile Technician Station transports materials or equipment throughout the lab area. Back wall is reserved for Series 7100 Cabinet-to-Leg workstations, two of which are equipped with sinks.

Computer Lab | LD-015



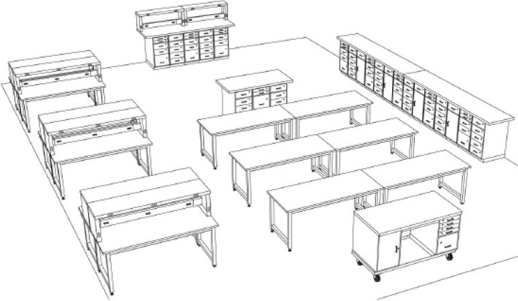
Perfect for making the most of corner space. A Series 5300 Quad workstation was selected for this application. Riser modules with powerstrip, keyboard tray, and a CPU storage unit were specified as options.

Plastics Lab | LD-024



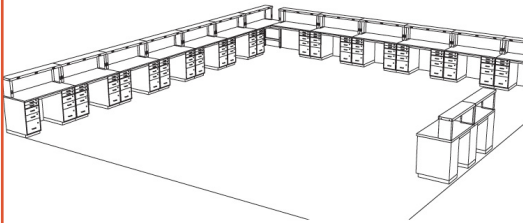
Eight individual Series 7000 cabinets form an in-line row. A wide selection of drawer configurations make it possible to choose the correct drawer arrangement for each application. The dimensions of this particular row is 30"Dx144"Lx36"H.

Measurements Lab | LD-019



Series 4500 work tables are set back-to-back and end-to-end; left row of tables are equipped with fixed riser shelves and wiretroughs. Series 7000 Banked Cabinet Stations and a Mobile Technician Station complete the lab.

Publications Lab | LD-003



Eleven identical Series 7000 Cabinet-to-Cabinet Technician Stations frame two walls of this work environment. A third wall features an in-line Series 7000 Cabinet-to-Cabinet Station. All are equipped with fixed riser shelf assemblies outfitted with power. A space-saving corner unit unites the two longer rows together.