

**SHELVING (STRAIGHT, SLOPED, CANTILEVER) AND BACK/END STOPS:** Do not remove components from cartons prior to assembly. Use the packing list to locate components. Keep hardware kits in labeled packaging until ready to use.

### ASSEMBLY TIPS

- There is a right and left Bracket for each Shelf assembly.
- Shelf Brackets should be attached to Uprights 2" lower than desired Shelf height.
- Fasten Solid Uprights to rear of Leg Sections using KIT-08.
- Back & End Stops should be attached to the Shelf before Shelf is mounted onto Brackets.
- If only mounting a Backstop, there will be hardware remaining from KIT-15.

### HARDWARE INCLUDED

#### KIT-07C

BRACKET MOUNTING  
5/16-18 x 3/4" HHCS(4)  
5/16" Flat Washers (4)  
5/16-18 Flange Nuts (4)

SHELF MOUNTING  
Shelf Clips (4)  
1/4-20 x 1/2" RHMS (4)  
1/2-20 Flange Nuts (4)

#### KIT-16 (Sloped & Endstops)

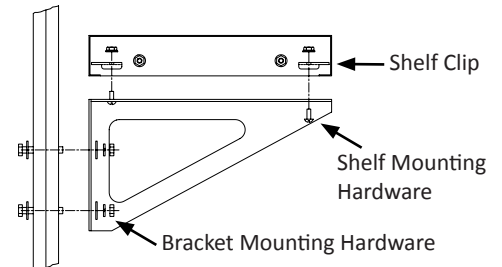
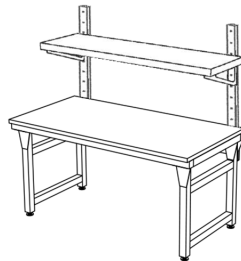
1/4-20 X 1/2" RHMS (4)  
1/4-20 Flange Nut (4)

#### P2102A (Cantilevered)

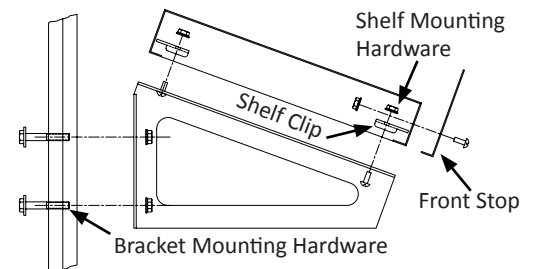
5/16-18" Flange Nut (4)

#### KIT-15 (Backstop/Endstops)

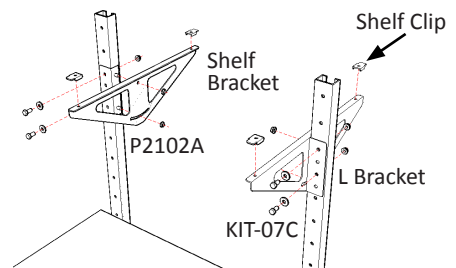
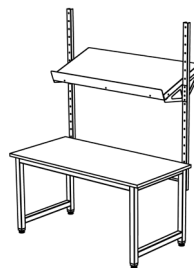
1/4-20 X 1/2" RHMS (7)  
1/4-20 Flange Nuts (7)  
1/4" Flat Washers (3)  
10 x 3/4" HWHMS (3)



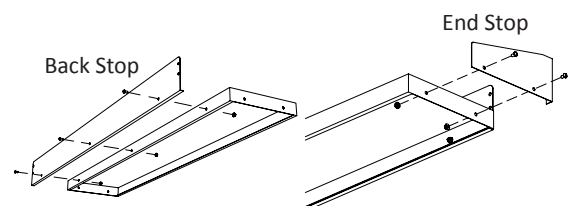
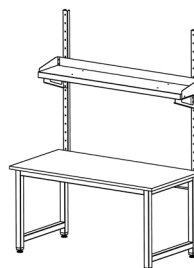
**FLAT SHELF:** Fasten Shelf Bracket to Solid Upright using bracket mounting hardware in KIT-07C. Fasten the Shelf to Brackets using shelf mounting hardware.



**SLOPED SHELF:** Fasten Front Stop to Shelf with KIT-16, lining up with holes in Shelf. Fasten Shelf Bracket to Solid Upright using the bracket mounting hardware in KIT-07C. Fasten the Shelf to Brackets using Shelf Mounting hardware.



**CANTILEVERED:** Fasten Front Stop to Shelf with KIT-16, lining up with pre-drilled holes in Shelf. Fasten L Brackets to Solid Uprights using Bracket Mounting hardware in KIT-07C. Set Shelf Brackets to desire slope and fasten with P2102A flange nuts. Fasten Shelf to Brackets using Shelf Mounting hardware.



**BACK & END STOPS:** Align holes of Backstop with Shelf, fasten using KIT-15. Align holes of Endstops with Shelf edges, fasten using KIT-16. Fasten End Stops to Backstop using remaining KIT-15 hardware.